



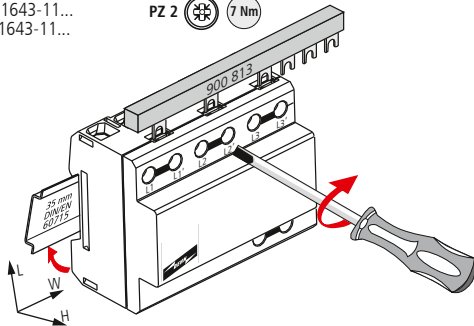
**DEHNbloc DB 3 255 H**

- DE Einbauanleitung
- GB Installation instructions
- IT Istruzioni di montaggio
- FR Instructions de montage
- NL Montagehandleiding
- ES Instrucciones de montaje
- PT Instruções de montagem
- DK Monteringsvejledning
- SE Monteringsanvisning
- FI Asennusohje
- GR Οδηγίες συναρμολόγησης
- PL Instrukcja montażu
- CZ Montážní návod
- TR Kurulum Talimatları
- RU Инструкция по монтажу
- CN 安装说明
- HU Szerelési útmutató
- JP 設置説明書



I IEC 61643-11...  
1 EN 61643-11...

PZ 2 (7 Nm)

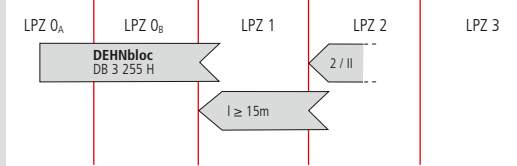


www.dehn.de  
www.dehn-international.com

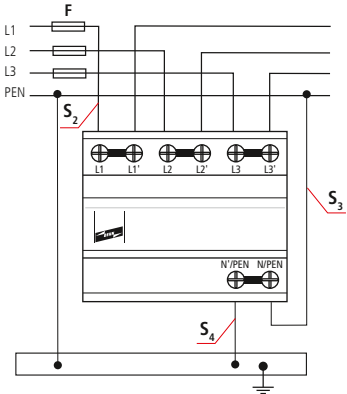
$U_N$ / Tol.: $\pm 10\%$	230 V / 400 V (50/60 Hz)
$U_C$	255 V (50/60 Hz)
$I_{fi}$	50 kA <sub>rms</sub>
$I_{SCCR}$	50 kA <sub>rms</sub>
$I_{imp}$ 10/350 $\mu$ s	100 kA (L1+L2+L3 $\rightarrow$ N/PEN)
max.	125 A gG
max.	500 A gG
$\theta^\circ$	-40°C ... +80°C (...+60°C <sup>1)</sup> )
$\Phi$	5% ... 95%
$I_{PE}$	$\ll 10 \mu$ A
IP <sup>3)</sup>	20
L x W x H	90 mm x 108 mm x 65 mm

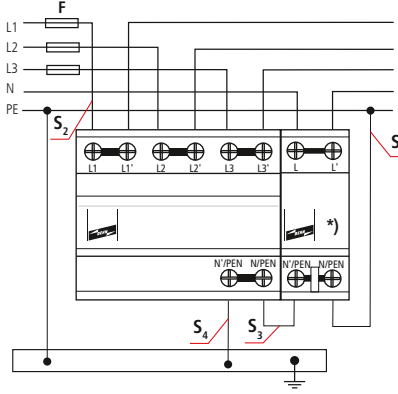
max. $\square$ L, N/PEN	35 mm <sup>2</sup>	50 mm <sup>2</sup>
max. $\square$ L', N'/PEN	25 mm <sup>2</sup>	35 mm <sup>2</sup>
min. $\square$ L, L', N(N')/PEN	10 mm <sup>2</sup>	
$\square$	16 mm <sup>2</sup> Cu $\geq 15.5$ mm	



**1) TN-C**



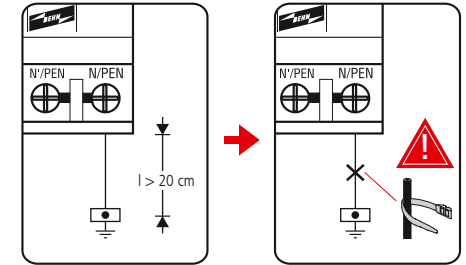
**1) TN-S**



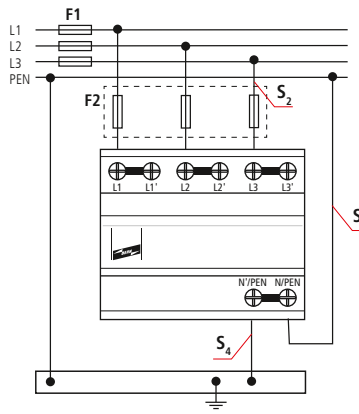
\*) DEHNbloc DB 1 255 H 900 222



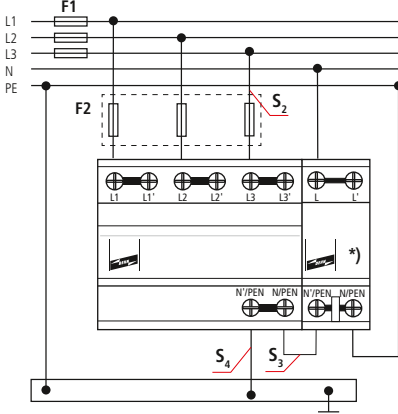
DEHNbloc DB 3 255 H	$F$ / A gG	$S_2$ / mm <sup>2</sup>	$S_3$ / mm <sup>2</sup>	$S_4$ / mm <sup>2</sup>
$F \leq 125$ A gG 	25	10	16	16
	35	10	16	16
$F > 125$ A gG 	40	10	16	16
	50	10	16	16
	63	10	16	16
	80	16	16	16
	100	25	16	16
	125	35	16	16



**2) TN-C**



**2) TN-S**



\*) DEHNbloc DB 1 255 H 900 222



DEHNbloc DB 3 255 H		F1 / F2	$S_2$ / mm <sup>2</sup>	$S_3$ / mm <sup>2</sup>	$S_4$ / mm <sup>2</sup>	$T_a$ / s
$I_k \leq 50$ kA <sub>rms</sub> $T_a \leq 0.2$ s	F1	... 80 A	10	16	16	5
	F2	100 ... 125 A	16	16	16	
$I_k > 50$ kA <sub>rms</sub>	F1	160 A	25	25	25	
	F2	200 ... 250 A	35	35	25	
	F1	315 A	50	50	25	
	F2	> 315 ... 500 A	50	50	25	

